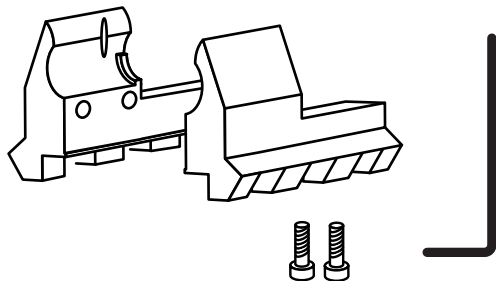


Revolver Rail - S&W J-Frame

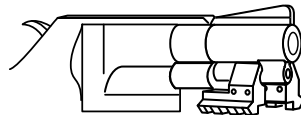
ADP-S637-140



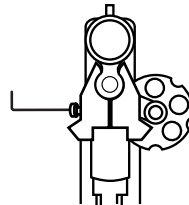
- 1 UNLOAD YOUR FIREARM!**
- 2** Place both sides of the adapter rail over the barrel lug.
- 3** Insert screws and tighten screws until snug

1 UNLOAD YOUR FIREARM!

2



3



Disclaimer: The use of this product may cause wear marks on the frame of the firearm. The owner of this rail adapter accepts all responsibility for the marks on his or her firearm.



A Division of P&L Industries
101 Airpark Road - Cottonwood, AZ 86326
Phone 928-649-3201 - Fax 928-649-3970
www.LaserLyte.com

WARRANTY:
One Year Limited
Warranty.